



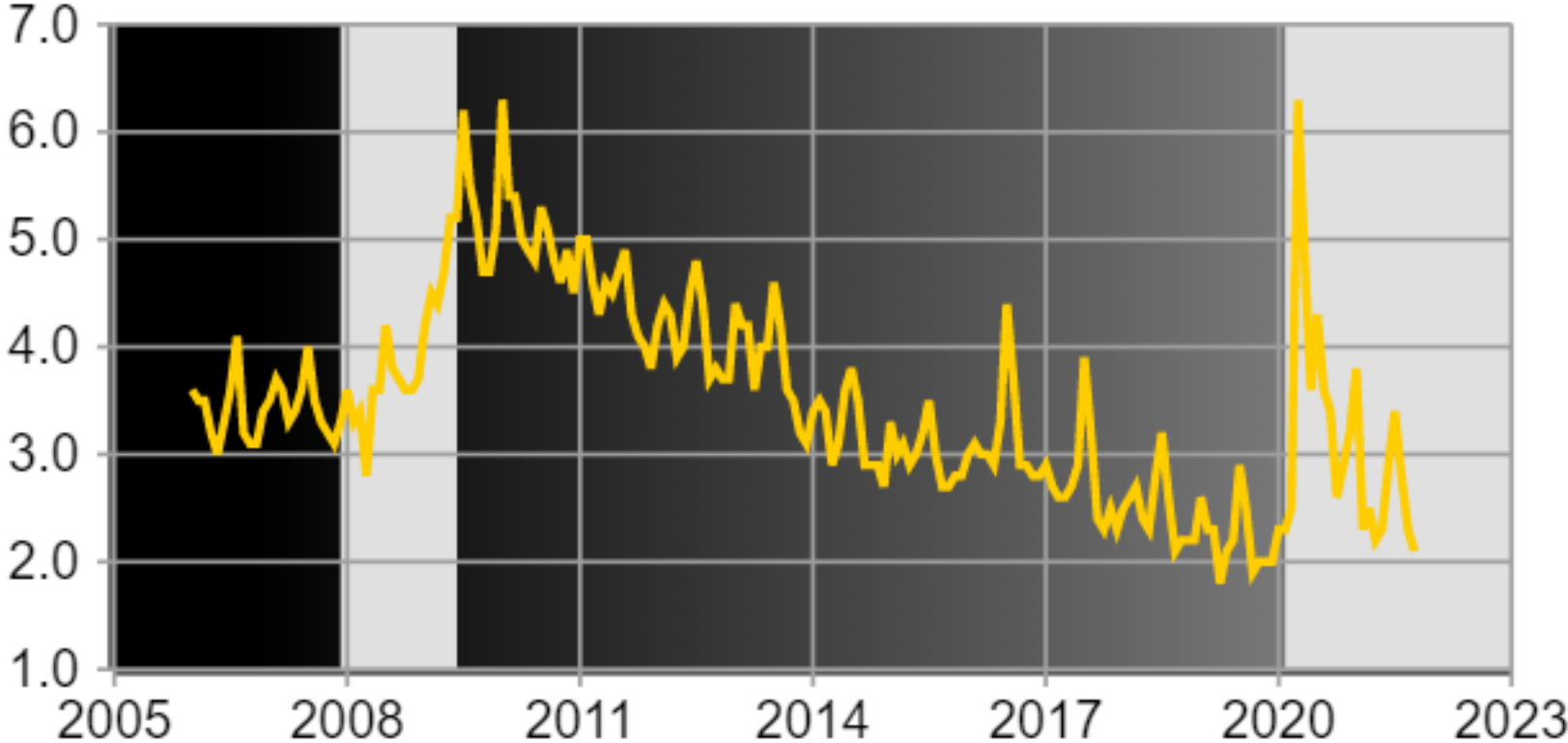
McPherson County Economy

Welcome & Introductions

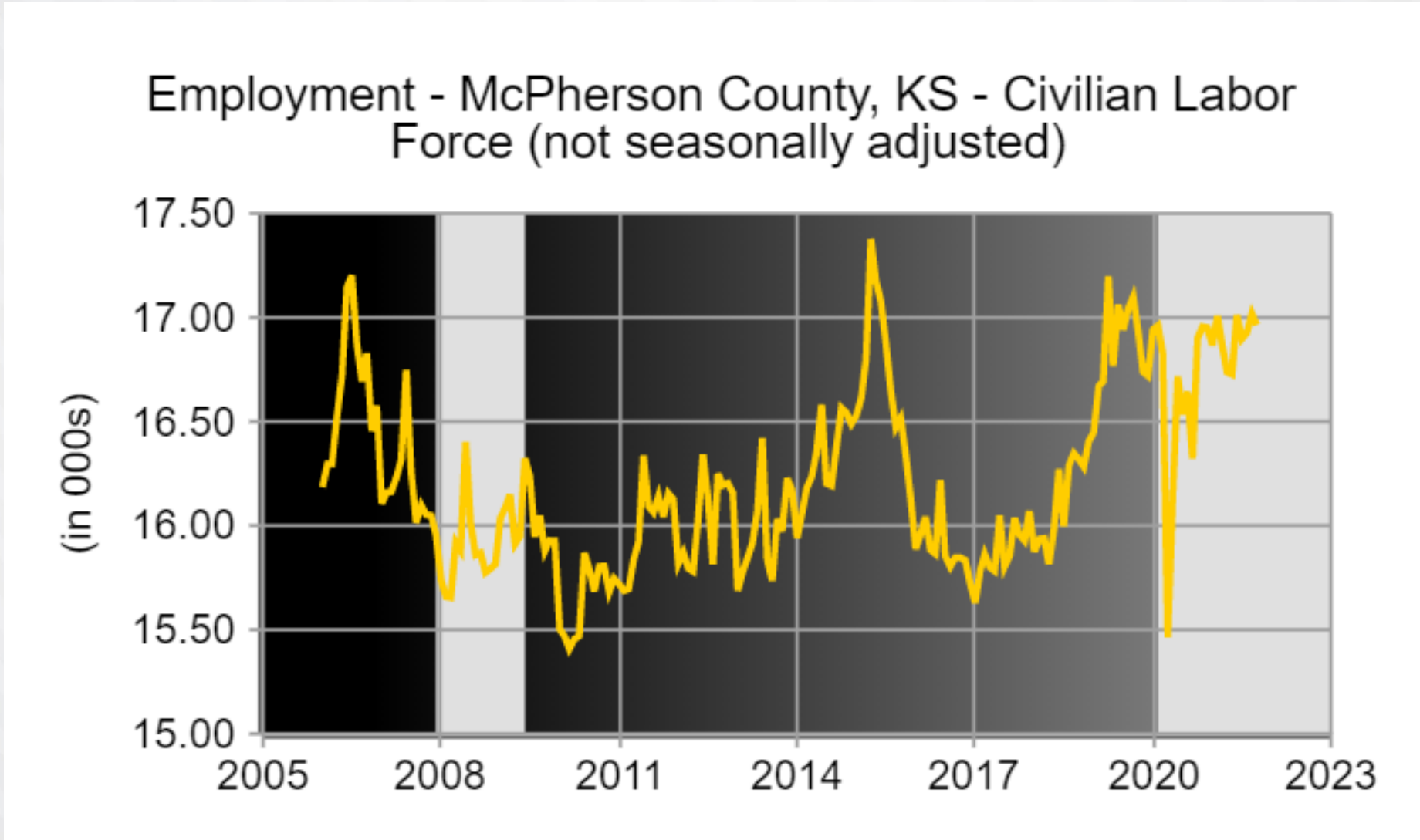
Mayor Tom Brown

Unemployment Rate

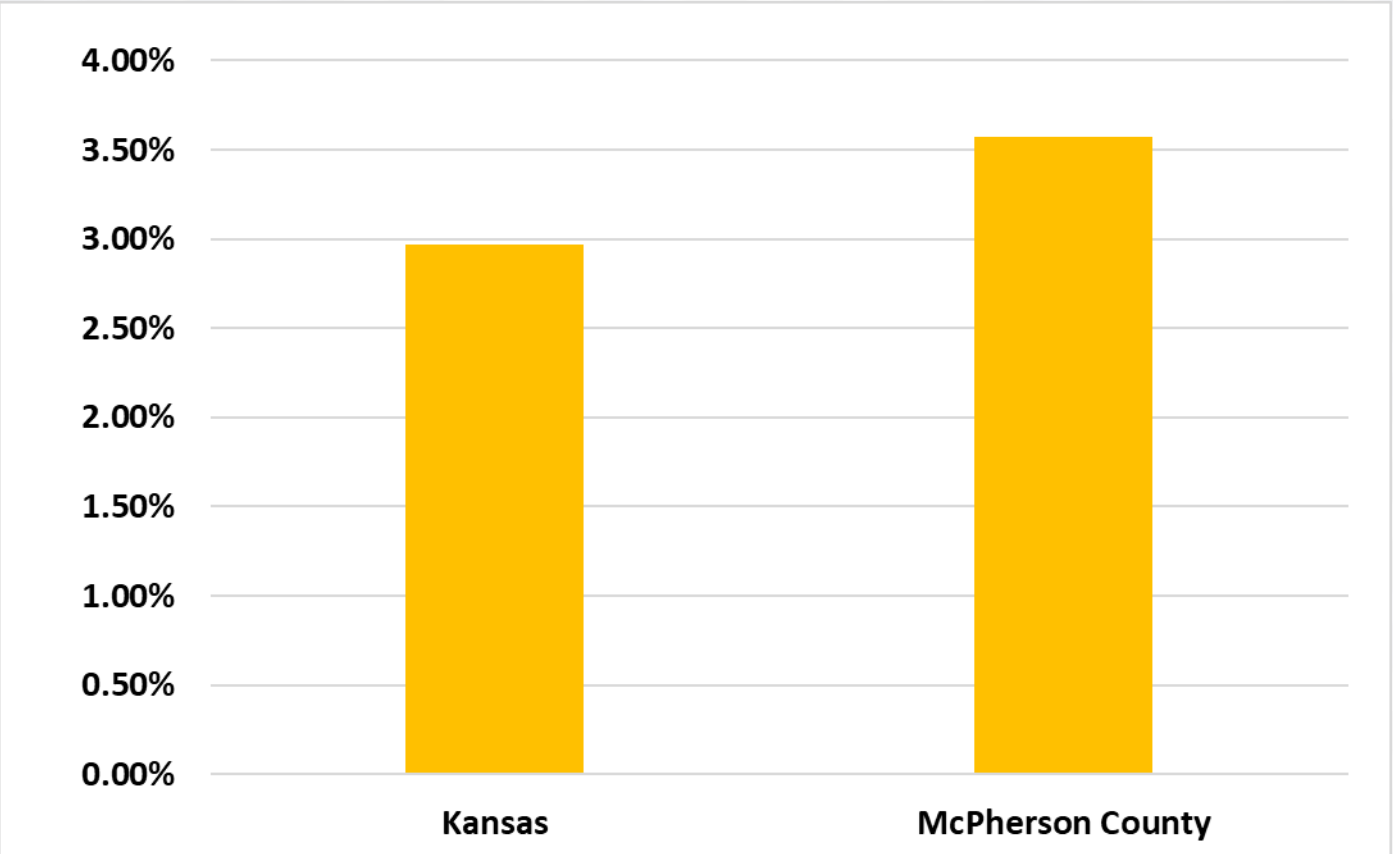
Unemployment Rate - McPherson County, KS - Civilian Labor Force (not seasonally adjusted)



Total Employment



County Population Trends, 2010-2020



Source: CEDBR, Decennial Redistricting Census 2010, 2020

Kansas, 2010	Kansas, 2020	Growth	McPherson County, 2010	McPherson County, 2020	Growth
2,853,118	2,937,880	2.97%	29,180	30,223	3.57%

Source: CEDBR, Decennial Redistricting Census 2010, 2020

Employment Growth

Industry	Kansas			McPherson County		
	2020	2021	Growth	2020	2021	Growth
Total, all industries	1,071,630	1,113,921	3.95%	13,075	13,256	1.38%
Service-providing	835,790	867,614	3.81%	7,135	7,298	2.28%
Goods-producing	235,840	246,307	4.44%	5,940	5,958	0.30%
Natural resources and mining	19,203	19,240	0.19%	143	129	-9.79%
Construction	65,078	66,213	1.74%	689	717	4.06%
Manufacturing	151,559	160,854	6.13%	5,108	5,112	0.08%
Trade, transportation, and utilities	251,561	259,703	3.24%	1,881	1,889	0.43%
Information	16,512	16,743	1.40%	77	96	24.68%
Financial activities	72,951	73,188	0.32%	499	545	9.22%
Professional and business services	165,461	168,443	1.80%	931	962	3.33%
Education and health services	191,500	193,097	0.83%	2,541	2,501	-1.57%
Leisure and hospitality	107,777	124,469	15.49%	929	1,010	8.72%
Other services	30,028	31,971	6.47%	277	295	6.50%

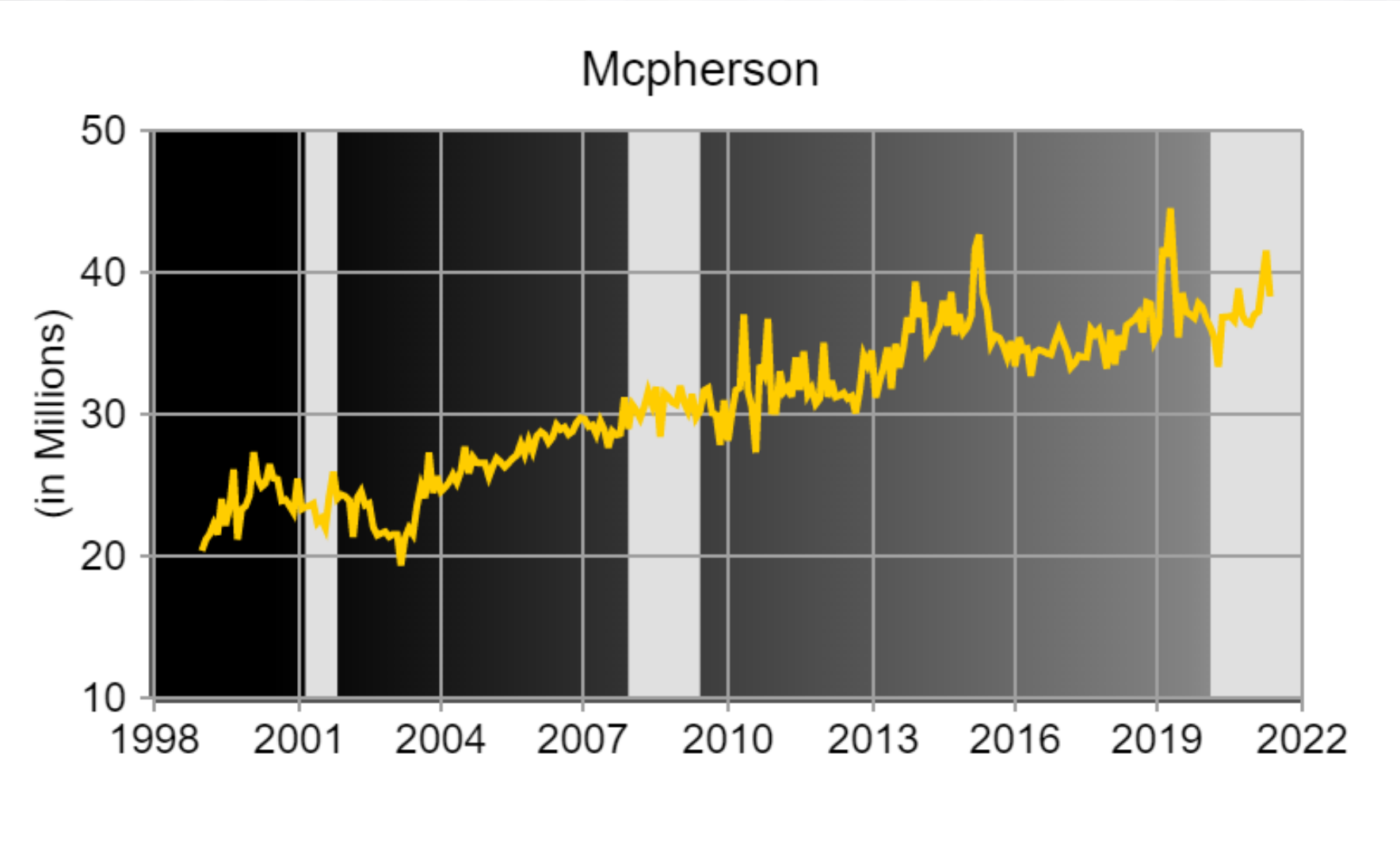
Source: CEDBR, BLS - QCEW

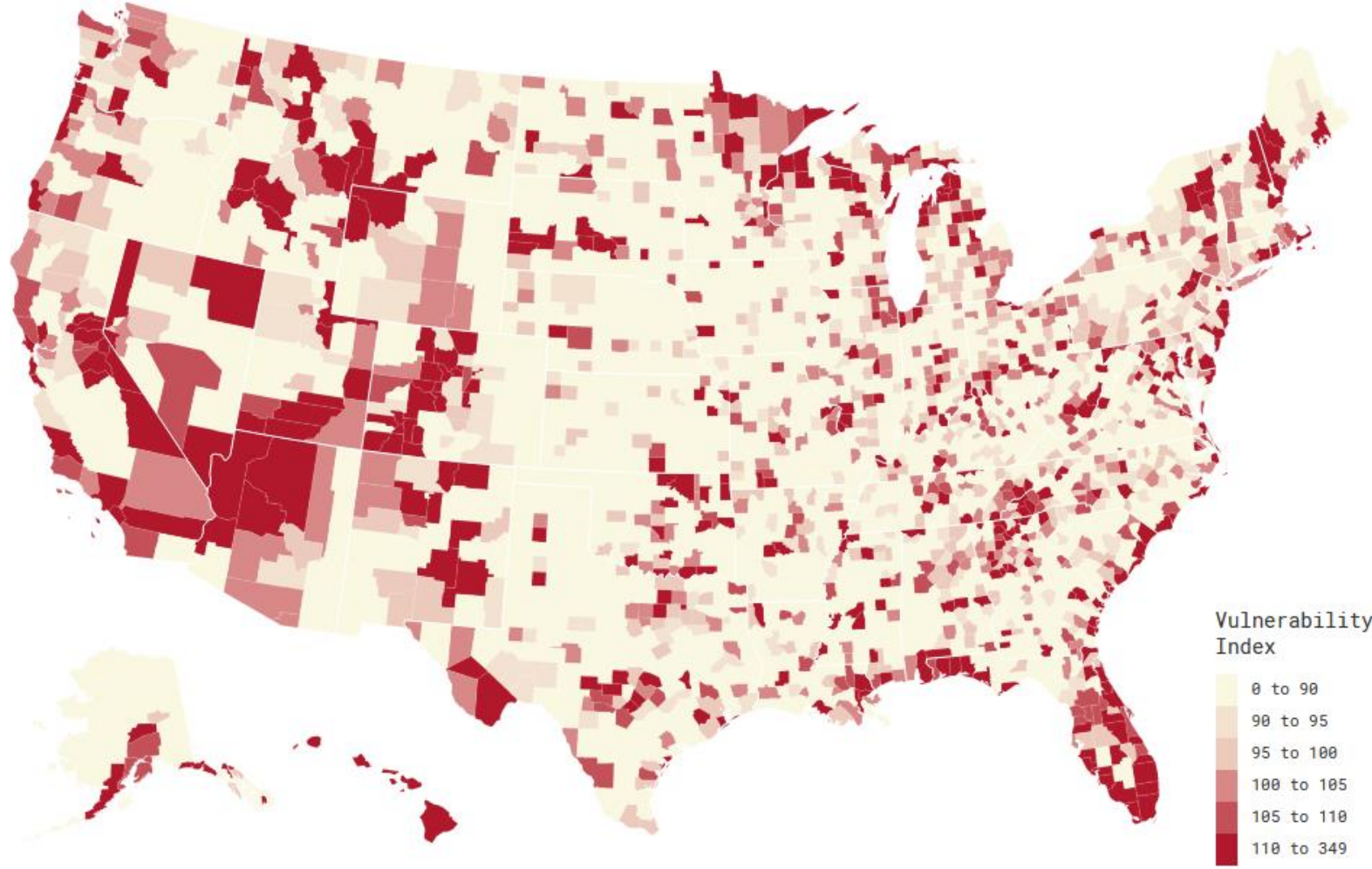
Annual Wages

Industry	Kansas			McPherson County		
	2020	2021	Growth	2020	2021	Growth
Total, all industries	\$50,752	\$52,312	3.07%	\$50,180	\$50,076	-0.21%
Service-providing	\$49,036	\$50,492	2.97%	\$40,352	\$39,728	-1.55%
Goods-producing	\$56,680	\$58,708	3.58%	\$61,568	\$62,712	1.86%
Natural resources and mining	\$45,188	\$46,488	2.88%	\$41,600	\$47,060	13.13%
Construction	\$57,096	\$57,616	0.91%	\$53,664	\$51,792	-3.49%
Manufacturing	\$57,928	\$60,580	4.58%	\$63,128	\$64,584	2.31%
Trade, transportation, and utilities	\$45,032	\$46,592	3.46%	\$42,640	\$44,252	3.78%
Information	\$69,004	\$75,868	9.95%	\$71,188	\$51,168	-28.12%
Financial activities	\$69,784	\$81,484	16.77%	\$56,732	\$56,368	-0.64%
Professional and business services	\$66,508	\$66,924	0.63%	\$63,336	\$59,540	-5.99%
Education and health services	\$46,072	\$48,464	5.19%	\$34,476	\$34,320	-0.45%
Leisure and hospitality	\$17,784	\$19,552	9.94%	\$16,120	\$17,004	5.48%
Other services	\$40,144	\$40,872	1.81%	\$35,204	\$34,372	-2.36%

Source: CEDBR, BLS - QCEW

Seasonally Adjusted Retail Sales





Source: Chmura Economics & Analytics, JobsEQ

Vulnerability Index Ratings

County/MSA	Vulnerability Index (the higher the number the higher the vulnerability)	Rank (Kansas) The lower the number the higher the vulnerability	Rank (US) The lower the number the higher the vulnerability
McPherson	68.23	57	2470
Harvey	79.53	31	1906
Marion	60.61	76	2717
Reno	97.26	10	925
Rice	60.29	10	2728
Saline	88.64	19	1405

KS MSA	Index	Ranking (US)
Wichita, KS MSA	107.37	80
KC MO-KS	96.33	254
Lawrence, KS-MSA	108.08	76
Manhattan, KS- MSA	96.35	253
St Joseph MO-KS MSA	89.51	344
Topeka, KS MSA	83.63	378

2019 Expansions



Two New Company Announcements



Total Capital Investment: 124MM
Total New Jobs Projected: 231



McPHERSON
INDUSTRIAL
DEVELOPMENT COMPANY

2020 Expansions

S&R Warehouse

New Company
Announcement



Total Capital Investment: 4MM

Total New Jobs Projected: 17



**MCPHERSON
INDUSTRIAL
DEVELOPMENT COMPANY**

MCPHERSON BY THE NUMBERS

2020



\$4M

Industrial Capital Investment



#21

2020 "Top Micropolitans"

*Site Selection Magazine, March 2021, pg 114

4.9 ¢

Average industrial electricity rate
25% less than the national average

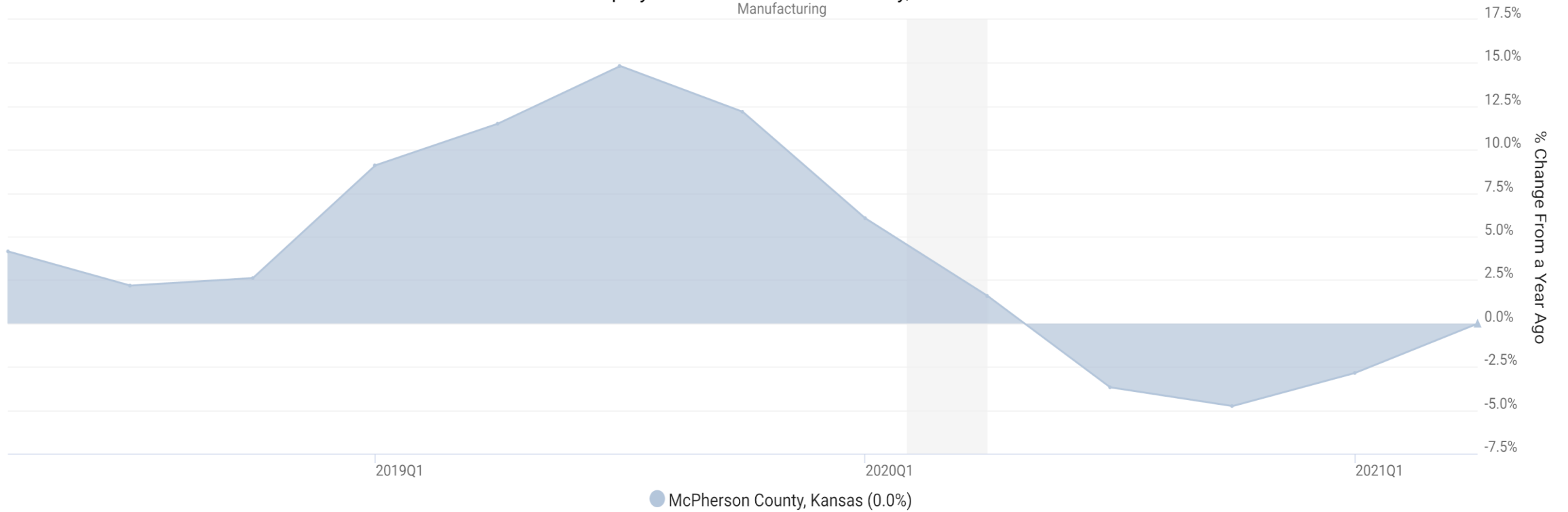
* 2020 National Industrial Average was 6.6¢ per kWh

Industry Snapshot- 2020

Industry Snapshot- 2021 Q2

Industry	Employment	LQ 2020 (2019)	Average Wage Per Worker	Employment	LQ 2021	Average Wage Per Worker
Manufacturing (31)	5,114	3.76 (3.5)	\$67,284	5,077	3.74	\$68,189 +1.3%
Machinery Manufacturing (333)	904	7.80 (7.5)	\$56,759	865	7.58	\$57,753 +1.8%
Plastics and Rubber Products Manufacturing (326)	484	6.33(6.6)	\$45,567	493	6.40	\$46,443 +1.9%
Fabricated Metal Product Manufacturing (332)	652	4.23 (4.0)	\$57,146	641	4.23	\$56,997 -.03%
Petroleum and Coal Products Manufacturing (324)	591	48.79 (49.7)	\$136,005	639	54.28	\$138,269 +1.6%
Chemical Manufacturing (325)	1792	19.08 (18.7)	\$45,720	1628	17.26	\$46,477 +1.7
Nonmetallic Mineral Product Manufacturing (327)	390	8.79 (7.2)	\$69,017	409	9.26	\$69,696 +.09%
Total - All Industries	16,488	1.00	\$47,649	16513	1.00	\$48,239 +1.2%

Employment for McPherson County, Kansas Manufacturing

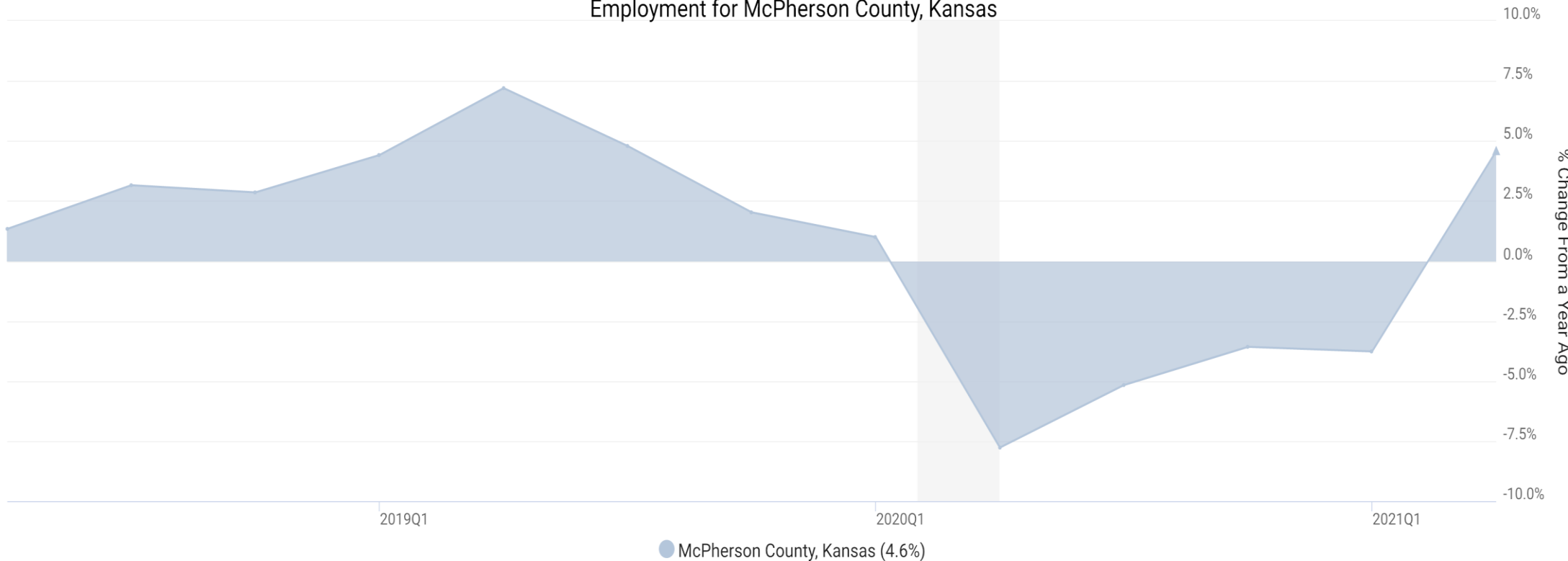


Source: JobsEQ®. Data as of 2021Q2. The shaded areas of the graph represent national recessions.



MCPHERSON
INDUSTRIAL
DEVELOPMENT COMPANY

Employment for McPherson County, Kansas



Source: JobsEQ®. Data as of 2021Q2. The shaded areas of the graph represent national recessions.



MCPHERSON
INDUSTRIAL
DEVELOPMENT COMPANY

**New Company
Announcements**



**Total Capital Investment: 2.5MM
Total New Jobs Projected: 30**



**MCPHERSON
INDUSTRIAL
DEVELOPMENT COMPANY**

**MCPHERSON
BY THE NUMBERS
2021**



\$2.5M

Industrial Capital Investment

30 New Jobs Projected

Site Selection Magazine's Top 69 Micropolitans in the USA-2021

Requests for Information-New Project Leads

Source	Industry	Name	Status
KDOC-Ruiz-West Coast Rep 02-05-21	manufacturing	Project XLR8	Submitted on 02-10-21
Organic-03-16-21	Manufacturing	Project Acero	Submitted on 03-16-21
KDOC-Freeman 06.07.21	Aviation	Project Jane	No Response- Land Requirements too large
Organic, then again through KDOC-Hutchins 06.19.21	Data Hosting for Crypto Miners	Project Bumblebee	No Response. Had preliminary conversations, however, determined it was not a fit.
KDOC-Jack-International Division	Heavy Industry	Singularity	Submitted on 08-09-21 -Status Paused
KDOC-Ruiz	Data Center	Walleye	Submitted on 08-16-2021
KDOC-Freeman 08.20.21	Manufacturing	Intersect	No Response we did not have an available building or site their minimum submission requirement
Organic- 09.15.2021	manufacturing	TD	Submitted 09.15.21. Owner approached us about a new location in McPherson. Currently have a small colocation agreement with one of our existing employers. Multiple site visits. Interested in an existing building in town. -Purchased CHS Hanger in December 21

Source	Industry	Name	Status
KDOC-Freeman 09.16.2021	Large Scale Crypto mining/Data Hosting	Steller	No Response-MIDC is not pursuing crypto mining operations
KDOC-Freeman 09.02.2021	Manufacturing	Project Birdcage	No Response we did not have an available building or site their minimum submission requirement
KDOC-Ruiz 10.08.2021	Manufacturing	Project Jeremy	No Response- we did not have an available building that met their minimum sf submission requirement.
GWAP-Nave 10.10.2021	Manufacturing	Project Stars	Submitted a proposal on 10.19.2021 and also had an introductory zoom call. F/U Zoom calls on 11.12.21, 12.17.21, 01.06.22
KDOC-Hutchings 10.13.21	Food Manufacturing	Project Glaze	No Response-we did not have an available building that met their minimum sf submission requirement
KDOC-Ruiz	manufacturing	Project Bison	Submitted Proposal 11.12..21
KDOC-Freeman	Manufacturing	Project Innovation	Submitted Proposal 01.20.22



Labor Statistics-McPherson County, Kansas

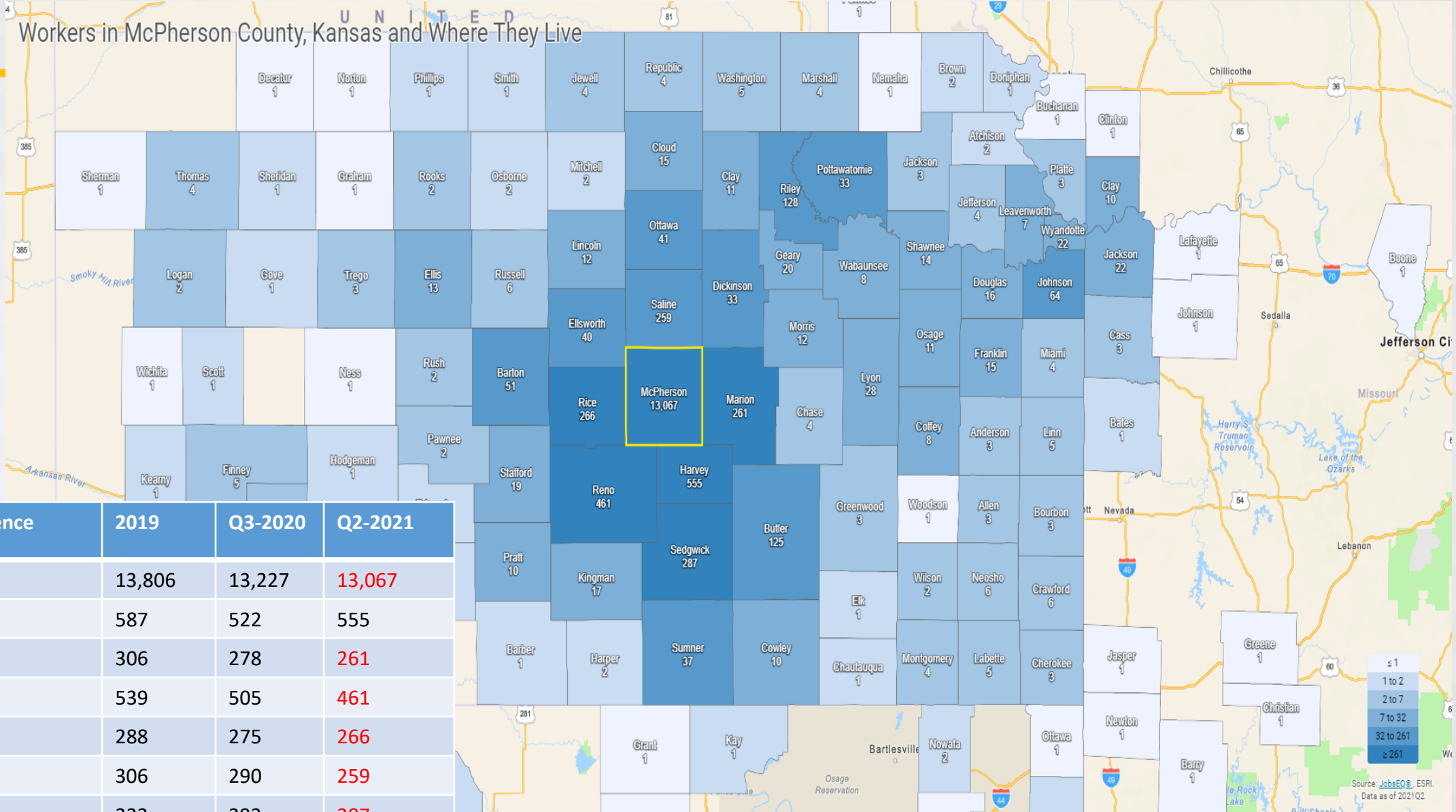
	<u>2020 Average</u>	<u>November 2021</u>
Civilian Labor Force	17,373	17,164
Employment	16763	16,887
Unemployment	610	277
Unemployment Rate	3.5	1.6%

Labor Statistics- McPherson Area Labor shed -2021 Average (2020)

McPherson, Harvey, Marion, Reno, Rice, Saline and Sedgwick Counties

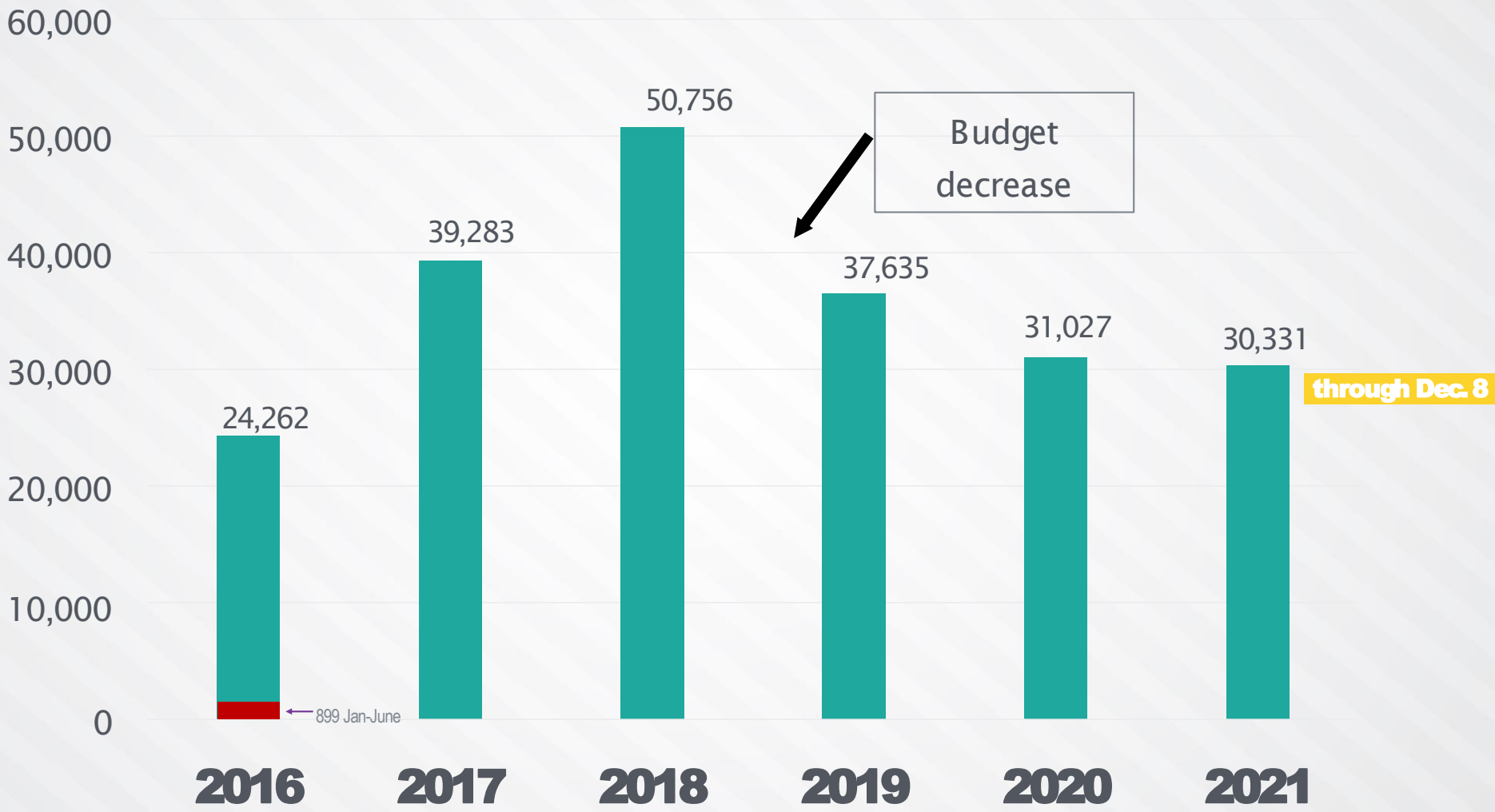
	<u>2020 Average</u>	<u>November 2021</u>
Civilian Labor Force	363,727	355,821
Employment	335,668	343,928
Unemployment	28,062	11,893
Unemployment Rate	6.0%	3.3%

Workers in McPherson County, Kansas and Where They Live



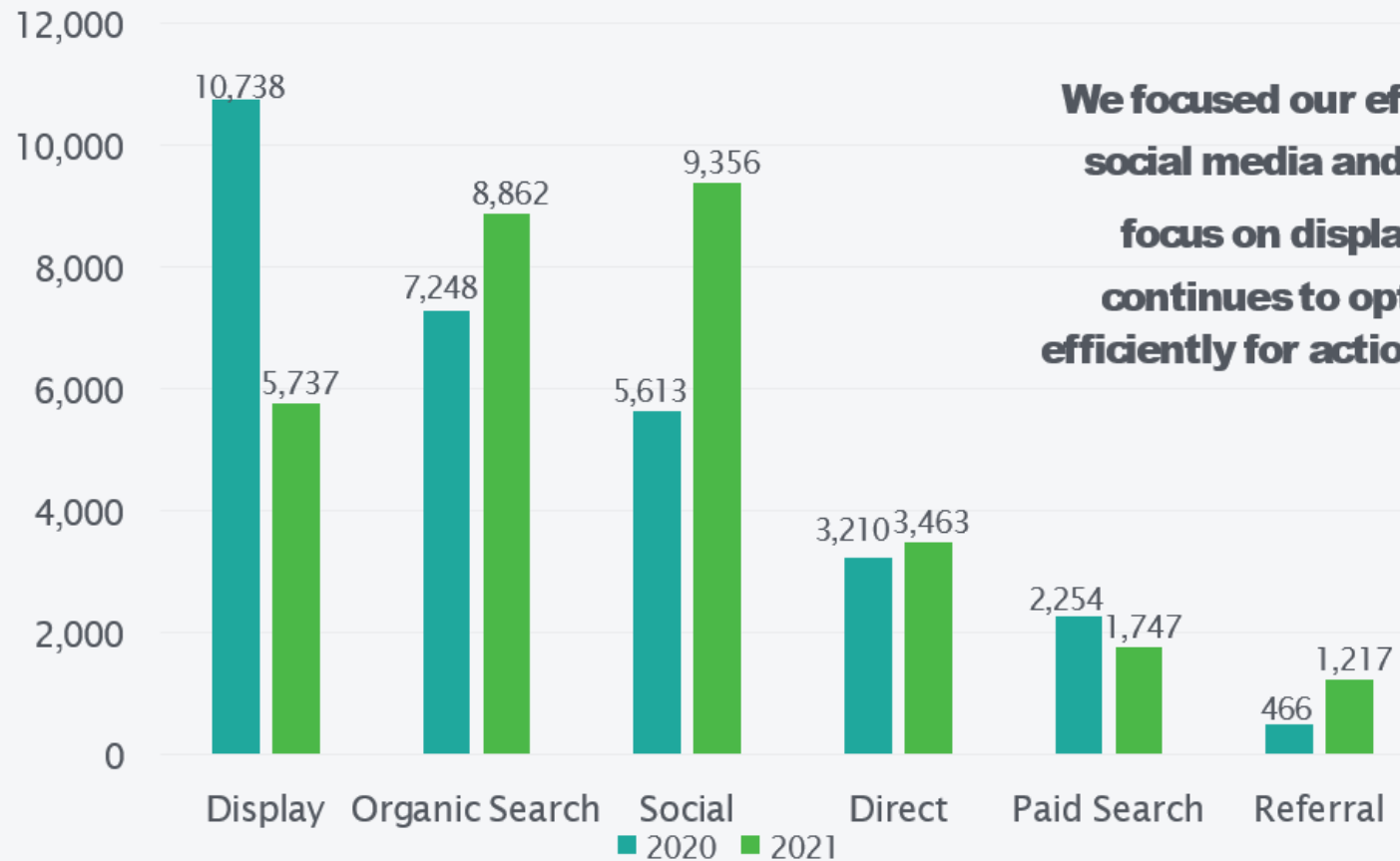
County of Residence	2019	Q3-2020	Q2-2021
McPherson	13,806	13,227	13,067
Harvey	587	522	555
Marion	306	278	261
Reno	539	505	461
Rice	288	275	266
Saline	306	290	259
Sedgwick	332	293	287

Website Visits



Compared to 2020 YTD, we have had more users and more time spent on site per session

Where did web traffic come from?



We focused our efforts more on social media and reduced the focus on display, as social continues to optimize more efficiently for actions than digital.

Most Americans prefer to live in a community with houses farther apart, up from prior to the pandemic

% who say they would prefer to live in a community where the houses are ...



Note: No answer responses not shown.
Source: Survey of U.S. adults conducted July 8-18, 2021.

PEW RESEARCH CENTER



**McPHERSON
INDUSTRIAL
DEVELOPMENT COMPANY**

©CBS NEWS POLL

WHAT TYPE OF COMMUNITY WOULD YOU MOST LIKE TO LIVE IN?



JULY 13-18, 2021 | MOE: +/- 3.6 PTS.

©CBS NEWS POLL

WHAT TYPE OF COMMUNITY WOULD YOU MOST LIKE TO LIVE IN? BY AGE

	CITY	SUBURBS	COUNTRY
18-34	37%	26%	38%
35-44	31%	31%	38%
45-54	19%	33%	46%
55+	16%	27%	55%

JULY 13-18, 2021 | TOTAL SAMPLE MOE: +/- 3.6 PTS.

McPherson Chamber and Main Street Updates

2019

New Commercial/Retail Businesses	Commercial/Retail Expansions	Closed or Relocated Outside of Town
11	2	2

2020

New Commercial/Retail Businesses	Commercial/Retail Expansions	Closed or Relocated Outside of Town
10	8	8

2021

New Commercial/Retail Businesses	Commercial/Retail Expansions	Closed or Relocated Outside of Town
20	7	9

McPherson Chamber and Main Street Updates

Entrepreneurship Community Loan Program administered through the McPherson Chamber of Commerce

\$2.53MM in loans for 66 business start-ups and expansions in MP County

2019	7- new E-loans
2020	1 new Start-Up KS loan
2021	5 new E-loans
2021	1 new Kansas Community Investment Fund(KCIF) loan

Incentives Without Walls (IWW) Loan Program administered through McPherson Main Street

\$520,359 in loans including 37 IWW loans and 6 Start up Kansas loans for start-ups and expansions in downtown McPherson

2019	3 new IWW
2020	2 new IWW
2021	2 new IWW

Covid Grant Assistance

Helped facilitate the grant process which resulted in \$757,800 with 101 recipients (small business and non-profits) through these grant programs: CDBG-CV, Patterson Foundation Grants, McPherson County (SPARK funds), MCCF , Small Business Working Capital Grants

Summary-Mayor Tom Brown

- Census 7.05% to 14,082- How do we keep it going?
- CDBG Projects
- Joint Housing Projects with Business and Industry
- Expansion of City Services
- Childcare