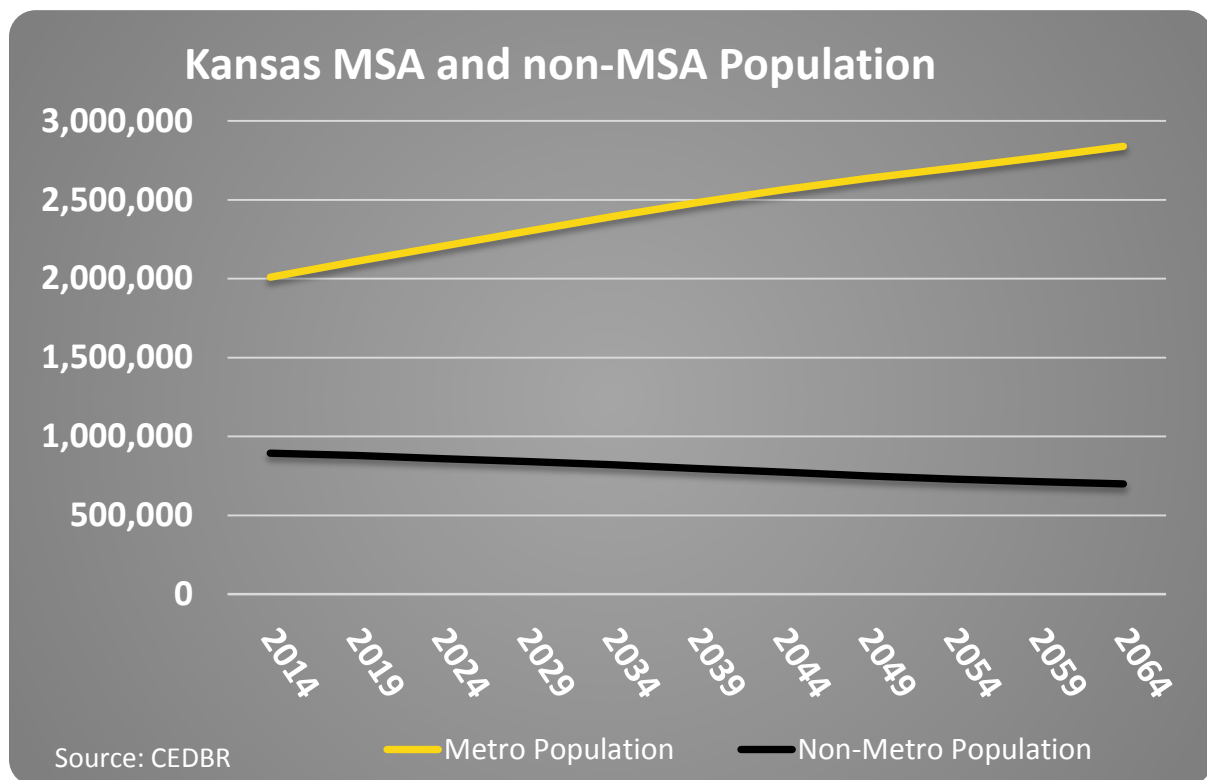


Kansas Population Projections, 2014-2064

Metropolitan Areas | Released March 2016

The Center for Economic Development and Business Research (CEDBR), part of the W. Frank Barton School of Business at Wichita State University, recently released population projections by age cohort from 2014 to 2064 for every Kansas county. In these projections, the overall Kansas population is forecast to grow from 2,904,321 to 3,538,277, a 21.8 percent increase. When breaking down the results further, they show a sharp contrast between the state's metropolitan and non-metropolitan areas¹.

In 2014, Kansas metropolitan areas had a population of 2,009,163, which comprised 69.1 percent of the total population of the state, while the non-metropolitan areas had a population of 895,158, which was 30.9 percent of the total population. Over the next 50 years, CEDBR projects that the metropolitan areas will continue to grow substantially in population and the non-metropolitan areas will experience population declines. In 2064, 80.2 percent of the total Kansas population is projected to reside in metropolitan areas, while 19.8 percent is projected to remain in rural areas. The overall metropolitan and non-metropolitan population projections over the next 50 years are pictured in the graph below.

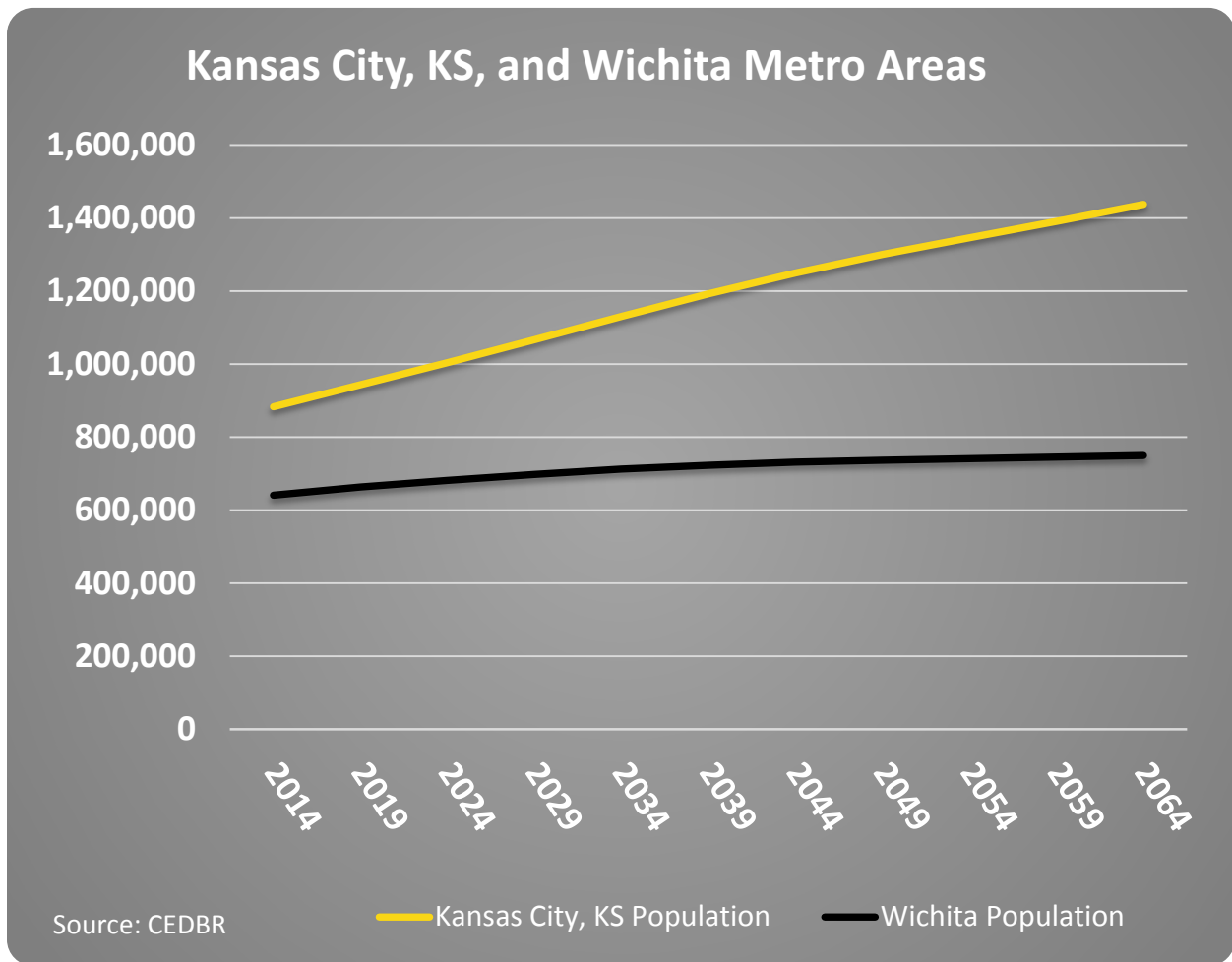


¹ The five metropolitan areas located in Kansas are centered on Kansas City, Wichita, Topeka, Manhattan and Lawrence, and contain the surrounding counties economically linked to the metropolitan cities. For the current list of counties in each metropolitan area, see <http://www.bls.gov/oes/current/oessrcma.htm#K>.

Kansas City and Wichita

Over the next 50 years, all of the metropolitan areas in the state, except Topeka, are projected to grow substantially, with the most amount of growth expected in the Kansas City, Kansas, metropolitan area. In 2014, the Kansas City, Kansas metropolitan area had a population of 882,640, and it is expected to increase by 554,309 people by 2064 to a population of 1.43 million, a 62 percent increase. The area is projected to hold more than 40 percent of the state's total population by 2064. This growth is forecast to be most concentrated in Johnson County, which is projected to add over a half million residents.

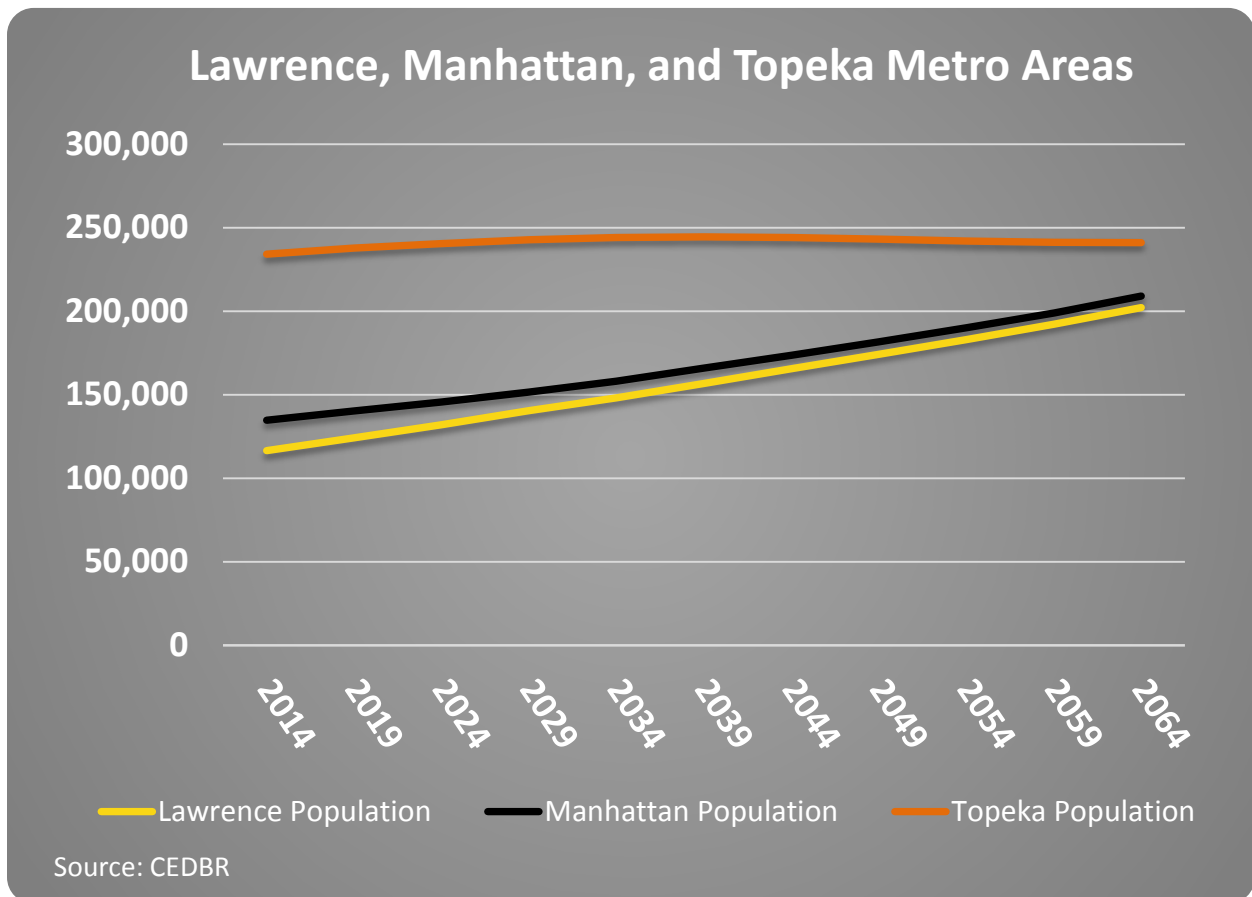
The Wichita metropolitan area is also projected to experience population growth, expanding by 17 percent by 2064. Wichita is projected to continue to be the largest metropolitan area completely located in Kansas, with a population of 749,331 by 2064. The county in the Wichita metro projected to have the largest growth is Sedgwick County, which is forecast to add over 100,000 new residents in that time period. Combined, the Kansas City, Kansas, and Wichita metropolitan areas are forecast to have 61.5 percent of the total Kansas population by 2064.



Topeka, Lawrence and Manhattan

The other three Kansas metropolitan areas are also expected to experience varying levels of population growth through 2064. The fastest growing of the three is projected to be the Lawrence metropolitan area, which is projected to increase by 73.3 percent to a population of 202,077 by 2064. The Manhattan metro is expected to experience similar growth, increasing by 55 percent over the same period. Both the Lawrence and Manhattan metro areas are projected to exceed a population of 200,000 for the first time in 2064. Combined, the Lawrence and Manhattan metro areas comprised 8.7 percent of the Kansas population in 2014 and are projected to increase to 11.6 percent by 2064.

The Topeka metropolitan area is forecast to follow a substantially different path of population growth than Lawrence and Manhattan. The Topeka metropolitan area is projected to have its population peak at 244,579 in 2039 after growing 4.5 percent from 2014 to 2039. From 2039 to 2064, the Topeka metro is projected to decline in population by 1.4 percent to 241,037. Over the 50 year period projected, the Topeka metro area is forecast to be the slowest growing.



View more detailed data released in this forecast at www.population.cedbr.org or subscribe to CEDBR's e-Connection Newsletter at www.subscribe.cedbr.org. The Center for Economic Development and Business Research can customize forecasts upon request. Contact Jeremy Hill at 316-213-3673 for costs and availability.