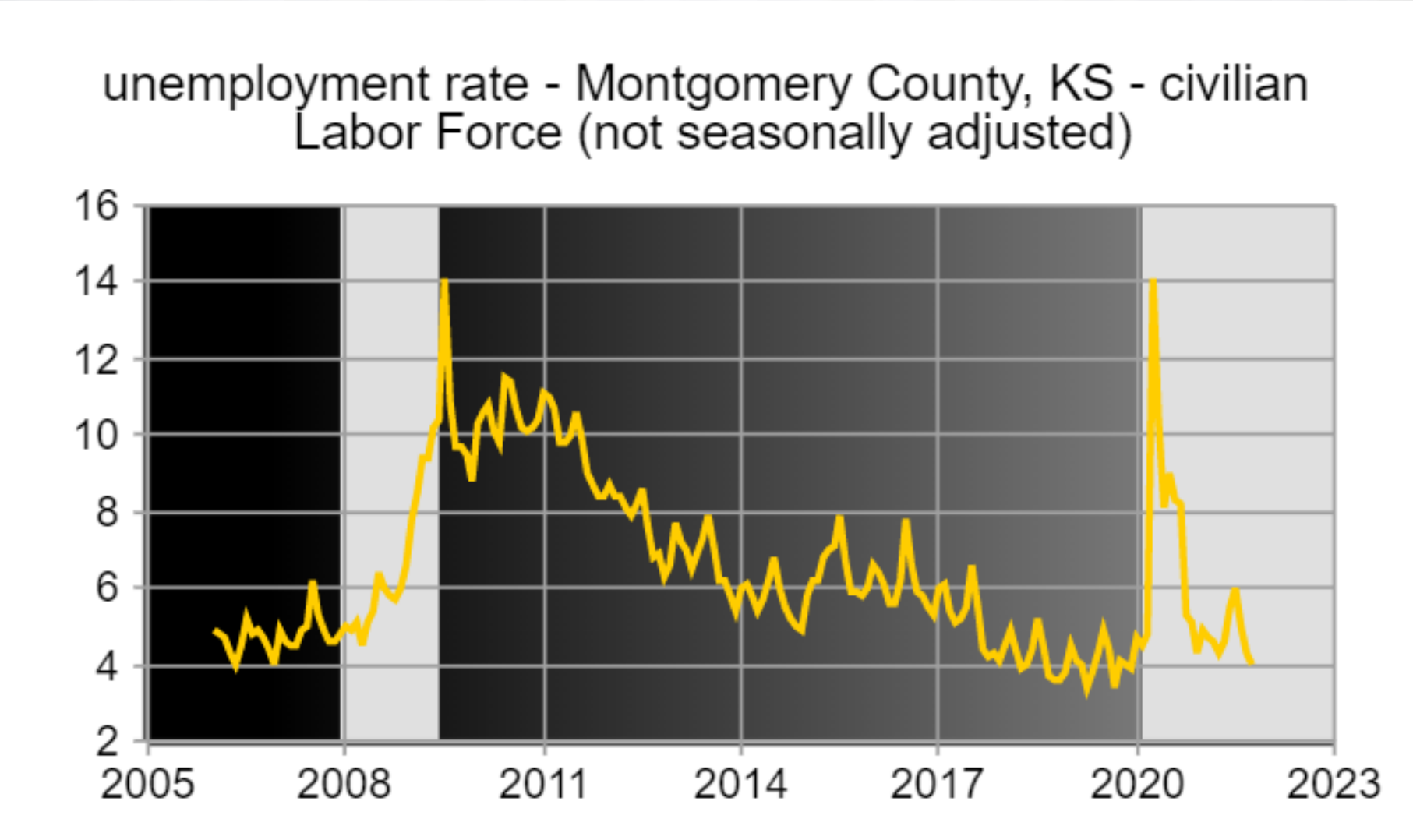




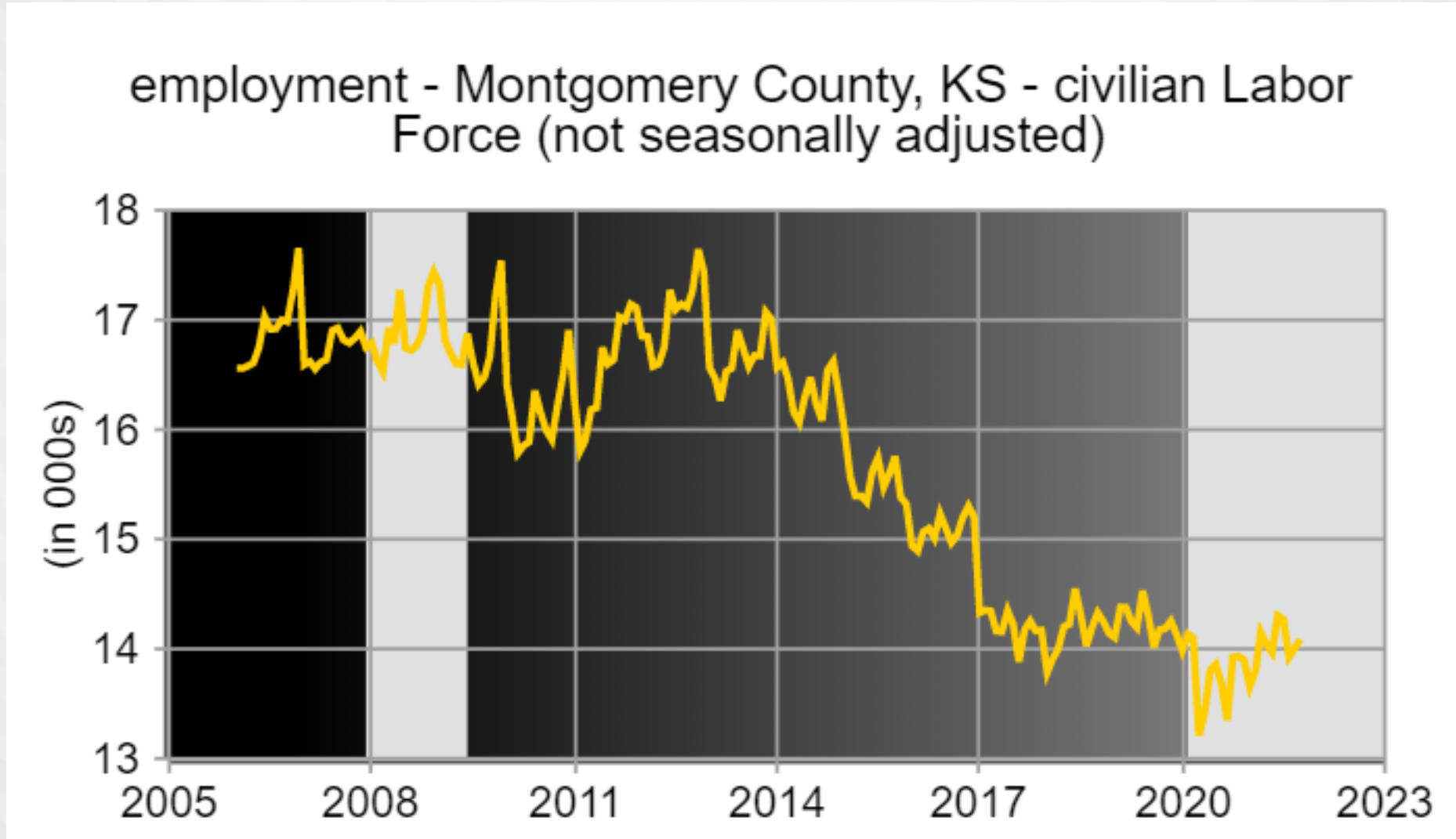
Montgomery County Economy

2021 Review and 2022 Outlook

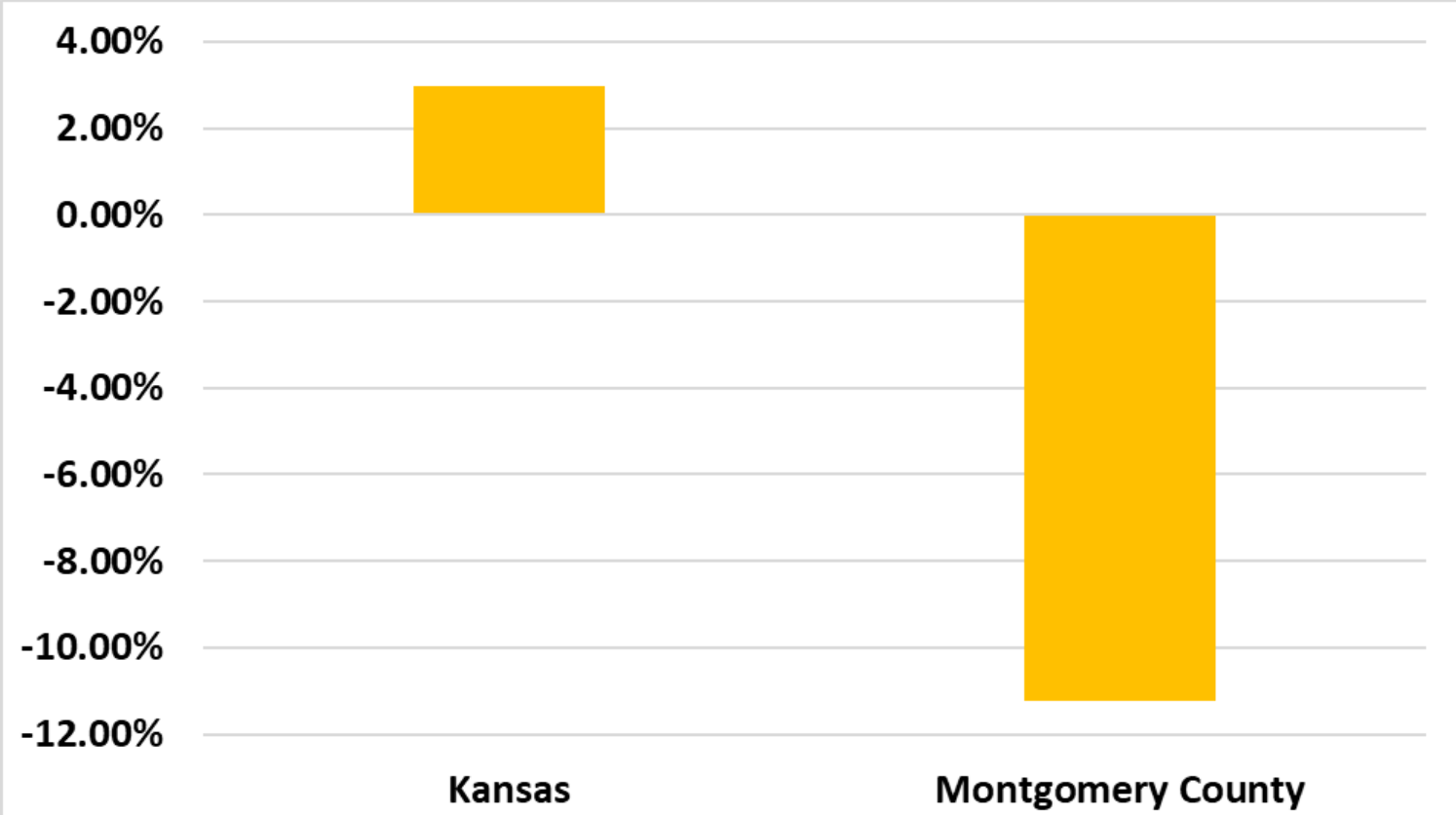
Unemployment Rate



Total Employment



County Population Trends, 2010-2020



Source: CEDBR, Decennial Redistricting Census 2010, 2020

Kansas, 2010	Kansas, 2020	Growth	Montgomery County, 2010	Montgomery County, 2020	Growth
2,853,118	2,937,880	2.97%	35,471	31,486	-11.23%

Source: CEDBR, Decennial Redistricting Census 2010, 2020

Employment Growth

Industry	Kansas			Montgomery County		
	2020	2021	Growth	2020	2021	Growth
Total, all industries	1,071,630	1,113,921	3.95%	11,303	11,570	2.36%
Service-providing	835,790	867,614	3.81%	7,929	8,020	1.15%
Goods-producing	235,840	246,307	4.44%	3,374	3,550	5.22%
Natural resources and mining	19,203	19,240	0.19%	193	181	-6.22%
Construction	65,078	66,213	1.74%	433	605	39.72%
Manufacturing	151,559	160,854	6.13%	2,748	2,764	0.58%
Trade, transportation, and utilities	251,561	259,703	3.24%	2,313	2,240	-3.16%
Information	16,512	16,743	1.40%	60	57	-5.00%
Financial activities	72,951	73,188	0.32%	353	344	-2.55%
Professional and business services	165,461	168,443	1.80%	947	926	-2.22%
Education and health services	191,500	193,097	0.83%	3,017	3,146	4.28%
Leisure and hospitality	107,777	124,469	15.49%	1,065	1,121	5.26%
Other services	30,028	31,971	6.47%	174	186	6.90%

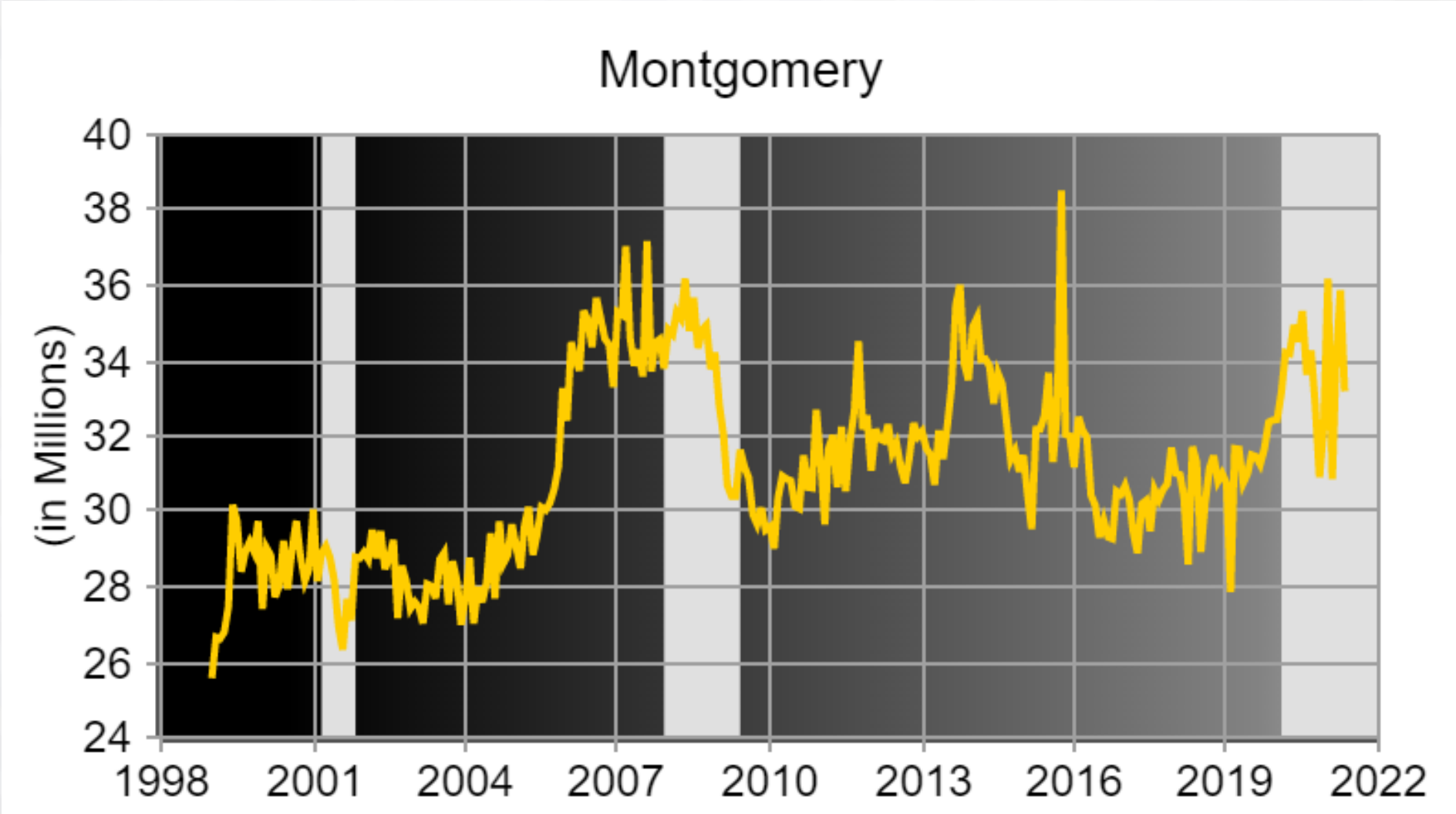
Source: CEDBR, BLS - QCEW

Annual Wages

Industry	Kansas			Montgomery County		
	2020	2021	Growth	2020	2021	Growth
Total, all industries	\$50,752	\$52,312	3.07%	\$37,752	\$39,156	3.72%
Service-providing	\$49,036	\$50,492	2.97%	\$29,952	\$30,420	1.56%
Goods-producing	\$56,680	\$58,708	3.58%	\$55,536	\$59,280	6.74%
Natural resources and mining	\$45,188	\$46,488	2.88%	\$34,580	\$36,712	6.17%
Construction	\$57,096	\$57,616	0.91%	\$56,836	\$61,204	7.69%
Manufacturing	\$57,928	\$60,580	4.58%	\$56,732	\$60,424	6.51%
Trade, transportation, and utilities	\$45,032	\$46,592	3.46%	\$36,088	\$37,492	3.89%
Information	\$69,004	\$75,868	9.95%	\$40,144	\$36,244	-9.72%
Financial activities	\$69,784	\$81,484	16.77%	\$37,128	\$38,844	4.62%
Professional and business services	\$66,508	\$66,924	0.63%	\$39,468	\$44,252	12.12%
Education and health services	\$46,072	\$48,464	5.19%	\$26,416	\$25,688	-2.76%
Leisure and hospitality	\$17,784	\$19,552	9.94%	\$13,728	\$15,080	9.85%
Other services	\$40,144	\$40,872	1.81%	\$30,472	\$26,260	-13.82%

Source: CEDBR, BLS - QCEW

Seasonally Adjusted Retail Sales



Capital Investment in Montgomery County

- CVR Energy – Admin Building - \$50 Million
- Fedex - \$20 Million
- Precision Railway – \$2.3 Million
- Bartlett Milling Soybean Processing Facility - \$325 Million
- [CVR/Honeywell](#) Renewable Diesel Plant – Unknown

Almost \$400 MILLION in investment in 2021-2024 announced